



Shri. Aillak Pannalal Digambar Jain Pathashala's
Jain-Minority Institute

Hirachand Nemchand College of Commerce, Solapur Autonomous College

(Affiliated to P. A. H. Solapur University, Solapur)

Seth Walchand Hirachand Marg, Ashok Chowk, Solapur- 413 006

Estid: 1972
NAAC Reaccredited
A' Grade

Email Id: hnprincipal@gmail.com

Website: www.hnccsolapur.org

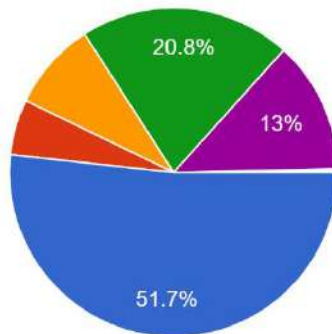
Principal: 0217-2655121
Office: 0217-2656100
M.B.A. Wing: 0217-2653206

Email Id: hnprincipal@gmail.com
Website: www.hnccsolapur.org
Jr. College Index No.: J 24.09.004
Udise- 27301300601

Students Satisfaction Survey Report 2023-24

Name of the program pursuing

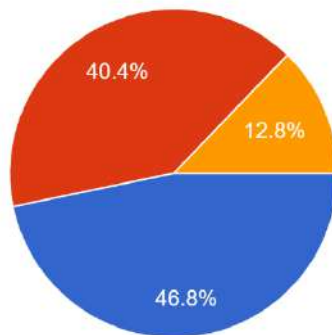
586 responses



- B Com
- M Com
- MBA
- BBA
- BCA
- vaishnavikulkarni1984@gmail.com
- arnazshaikh1006@gmail.com

Class

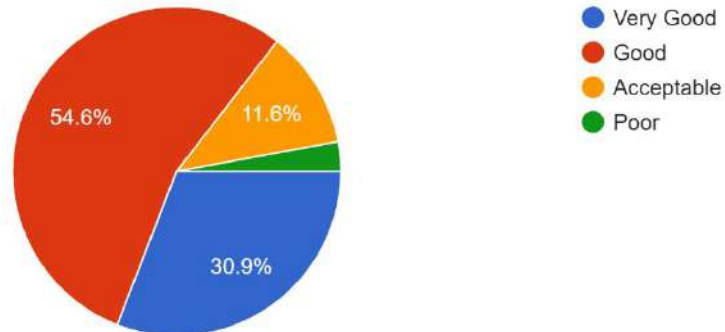
586 responses



- Part I
- Part II
- Part III

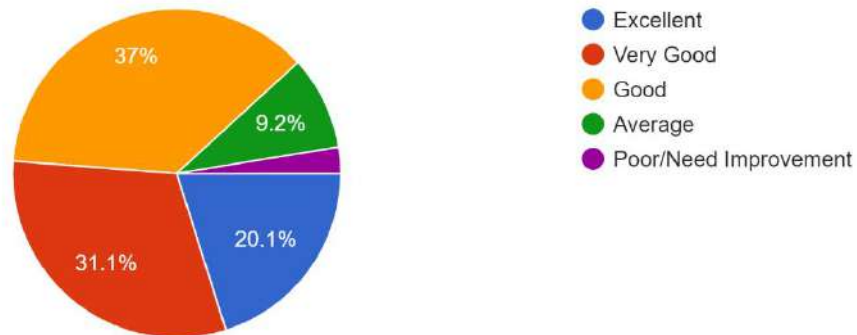
1) How did you find the curriculum/ syllabus in general? *

586 responses



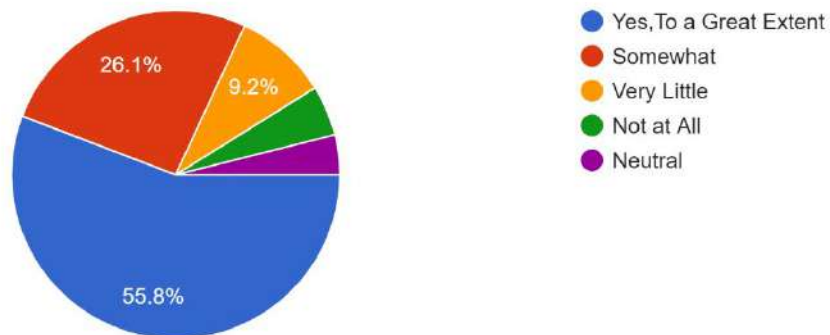
2) Your opinion on contents and structure of the syllabus

586 responses



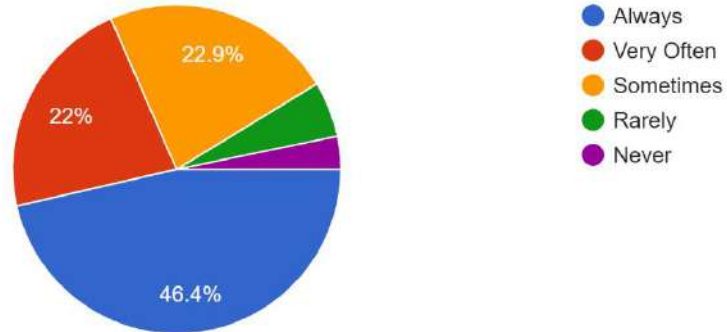
3) Do you think the syllabus is helpful to enhance your entrepreneurship and other skills

586 responses



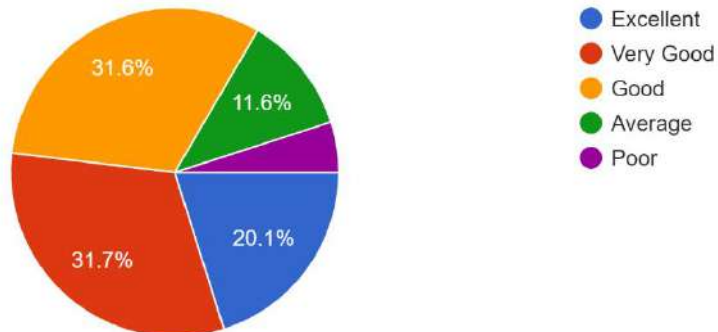
4) Is The reading and reference material regarding curriculum/subjects easily available?

586 responses



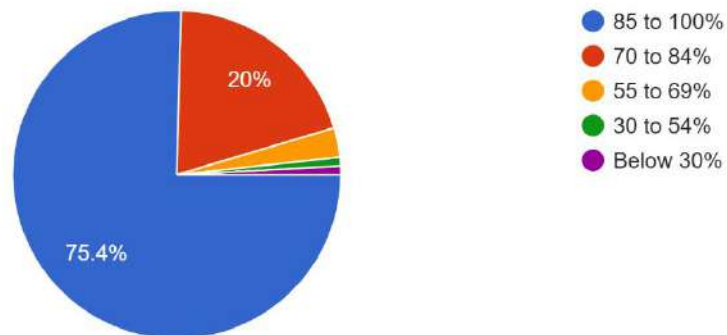
5)Rate availability of required books in Library

586 responses



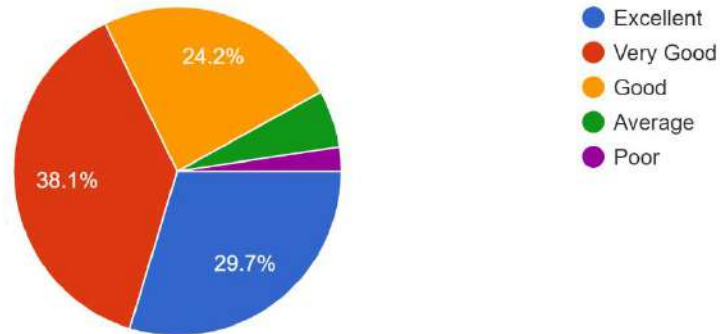
6) Percentage of Syllabus covered in the class by teachers

586 responses



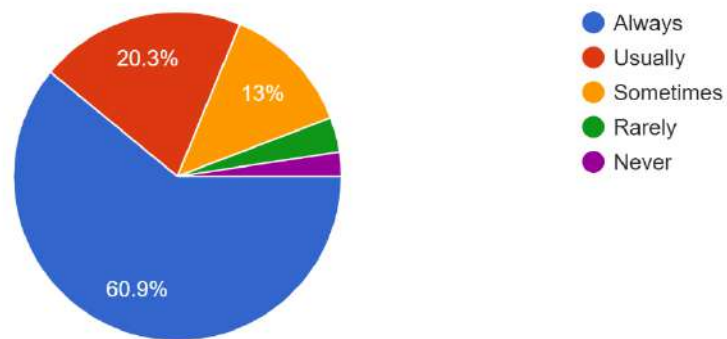
7) The approach of teachers to teaching can be described as:

586 responses



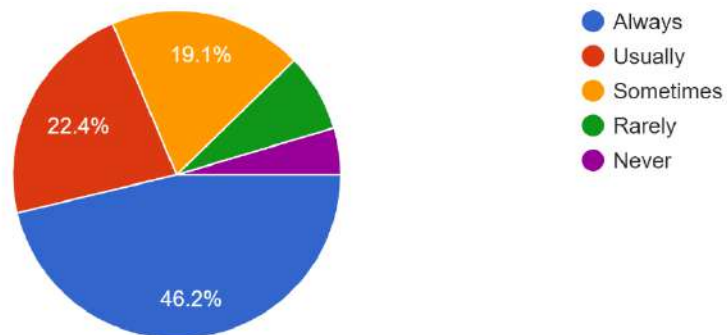
8) Teachers identify strengths of students and Motivate them to participate in activities.

586 responses



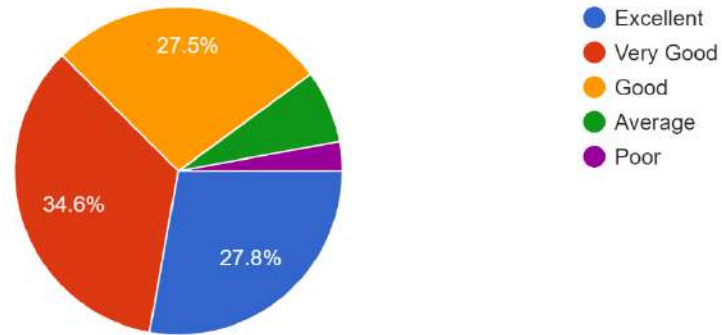
9) Teachers identify the weaknesses of students and help them to overcome their weaknesses.

586 responses



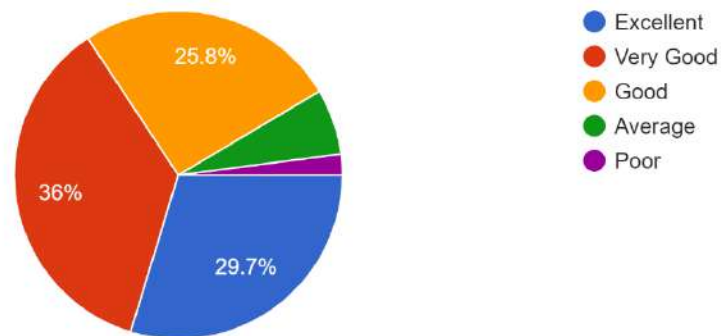
10) Efforts taken by institute/teachers to inculcate social values and human values to make students responsible person

586 responses



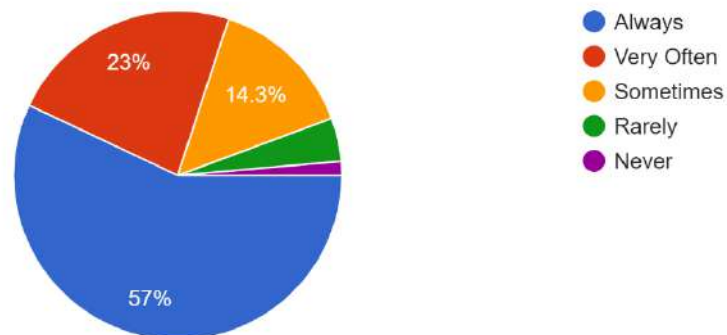
11). Efforts taken/Opportunities given by institute/teachers to develop personality and communication skills of students.

586 responses



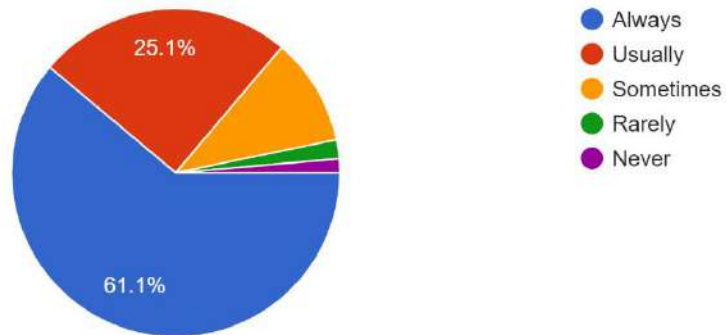
12) Teachers inform students about Programme outcomes and course outcomes .

586 responses



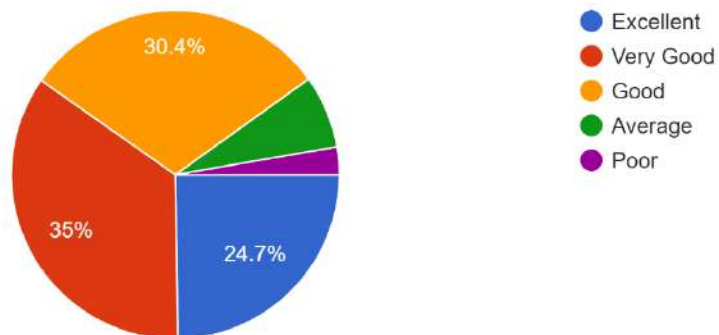
13) Teachers explain the concepts, terms using examples and applications

586 responses



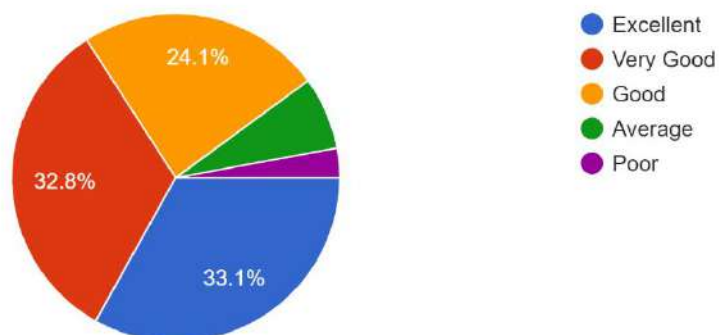
14) Your opinion about-- The internal evaluation process--Transparency and Fairness

586 responses



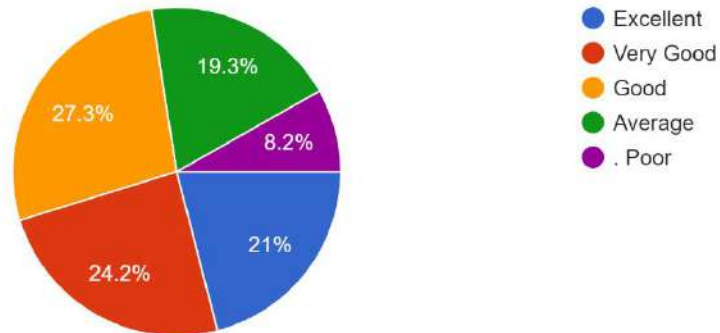
15) Security and Safety measures in College Campus

586 responses



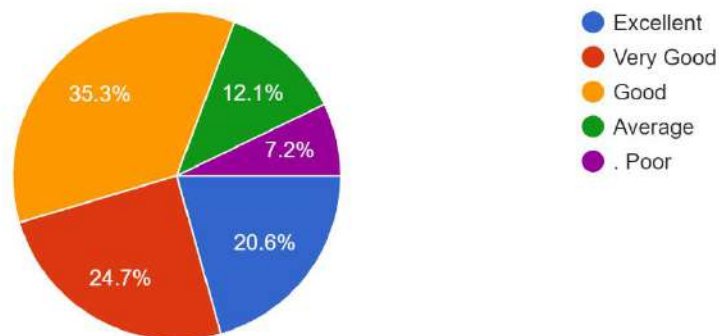
16) Drinking water, Washroom and other facilities in Campus

586 responses



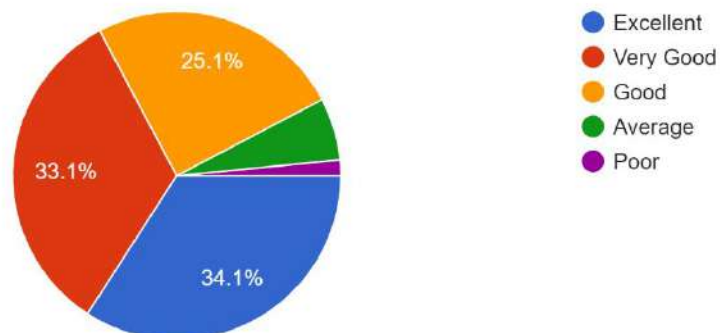
17) Sports facility in the college :

586 responses



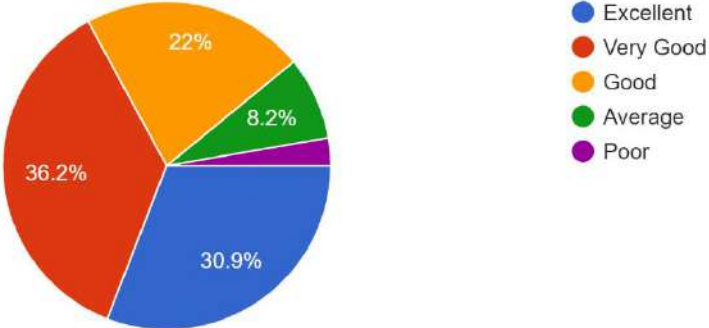
18) The overall quality of teaching-learning process

586 responses



19)Your overall experience in the college

586 responses



Hirachand Nemchand College of Commerce, Solapur (Autonomous)

Feedback by Students about Teachers (2023-24) B. Com

Name of Teacher	Class Taught	Total Responses	1. Your view on Syllabus taught/ Completed in class by teacher	2. Punctuality and regularity of teacher in conducting lectures	3. Skill/ ability of teacher to explain the Subject/ concepts in class	4. Use of innovative methods of teaching by teacher in class	5. Response of teacher to Questions raised by Students	6. Class Controlling Ability	7. Cooperation in Solving Difficulties, Problems / other help	8. Teacher encourages student participation in class	9. Command over the subject taught and communication skills while delivering	10. The teacher informs the students about the learning objectives and	AVG
Dr S K Shah	B Com I	20	4.5	4.5	4.6	4.3	4.2	4.7	4.2	4.7	4.7	4.5	4.7
Dr S M Mayekar	B Com I	29	4.7	4.7	4.4	4.4	4.6	4.7	4.4	4.7	4.6	4.7	4.6
	B Com II	22	4.7	4.7	4.5	4.4	4.6	4.5	4.5	4.8	4.7	4.6	4.6
Dr N G Kaldate	B Com I	2	3.5	3.5	3.5	3.5	3.5	3.5	3.5	3.5	3.5	3.5	3.5
	B Com II	18	4.4	4.6	4.1	3.8	4.2	4.5	3.9	3.7	4.0	4.2	4.1
	B Com III	28	4.4	4.5	4.4	4.1	4.3	4.5	4.4	4.3	4.3	4.5	4.4
Dr.S.S.Jagtap	B Com I	24	4.7	4.5	4.6	4.7	4.6	4.8	4.5	4.8	4.8	4.5	4.7
	B Com II	13	4.6	4.8	4.6	4.6	4.5	4.9	4.5	4.7	4.5	5.0	4.7
	B Com III	31	4.7	4.5	4.4	4.5	4.4	4.5	4.5	4.7	4.6	4.5	4.5
Dr S L Biradar	B Com I	42	4.0	4.0	4.6	4.1	4.3	4.3	4.3	4.3	4.5	4.0	4.2
	B Com II	22	4.7	4.5	4.5	4.5	4.5	4.4	4.5	4.6	4.5	4.5	4.5
Dr S G Ingale	B Com III	44	4.0	4.3	4.1	3.8	4.2	4.0	4.0	4.0	4.0	4.0	4.0
Adv. A.R.Rokade	B Com III	22	4.7	4.7	4.5	4.5	4.6	4.3	4.5	4.5	4.5	4.7	4.6
Adv. S.S Kyatam.	B Com III	9	4.4	4.4	4.1	4.2	4.3	4.1	4.8	4.4	4.6	4.6	4.4
Dr V S Hasabnis	B com I	19	4.4	4.2	4.5	4.3	3.9	4.6	3.9	3.7	4.4	4.1	4.2
	B com III	29	4.4	4.2	4.5	4.3	3.9	4.6	3.9	3.7	4.4	4.1	4.2
Mr S S Fyage	B Com I	74	4.6	4.6	4.6	4.5	4.6	4.6	4.5	4.5	4.5	4.6	4.5
	B Com II	48	4.8	4.8	4.8	4.6	4.7	4.6	4.6	4.6	4.6	4.6	4.7
	B Com III	27	4.4	4.3	4.3	4.3	4.3	4.3	4.3	4.1	4.3	4.2	4.3
Ms A P Kamble	B Com I	38	4.4	4.3	4.4	4.5	4.4	4.4	4.3	4.5	4.5	4.2	4.4
	B Com II	6	4.5	4.8	4.8	4.7	4.7	4.5	4.7	4.8	4.7	4.7	4.7



(Handwritten Signature)

Ms. S S Katkam	B Com I	18	4.6	4.4	4.4	4.3	4.5	4.2	4.4	4.3	4.4	4.3	4.4
	B Com II	10	4.1	3.7	3.6	3.6	3.7	4.0	3.8	3.9	3.7	4.0	3.8
Dr.D.M.Zombade	B Com II	21	4.3	4.5	4.2	4.0	4.0	4.3	4.0	3.9	4.2	4.4	4.2
Mrs. J Mali	B Com I	2	4.0	5.0	5.0	5.0	5.0	5.0	4.5	5.0	5.0	5.0	4.9
	B Com II	2	5.0	4.5	5.0	4.5	5.0	4.5	5.0	4.5	5.0	4.5	4.8
Mr A S Kothadiya	B Com III	27	4.7	4.6	4.6	4.4	4.4	4.4	4.4	4.3	4.4	4.3	4.4
Mrs.S S Mangalpalli	B Com I	6	4.8	4.7	4.5	4.7	4.5	4.5	4.2	4.5	4.5	4.3	4.5



Principal
PRINCIPAL
H.N. College of Commerce
Solapur.

Hirachand Nemchand College of Commerce (MBA Department)
Feedback Report

BBA II Sem IV

March-2024

Respondant	Faculty	Subject	1	2	3	4	5	6	7	8	9	10	11	Project
31	HNB	RM-II	90.2	29	22	2.0	3.2	3.5	2.8	2.6	3.7	3.6	3.2	
31	LLR	ITM-II	95.3	25	26	2.0	3.9	3.9	3.8	3.8	4.2	3.9	3.8	4.4
31	PVK	FHS-II	98.7	31	30	2.2	4.6	4.5	4.5	4.7	4.6	4.7	4.6	4.8
31	SPK	EDSME	95.0	27	20	2.2	3.3	3.8	3.5	3.7	4.1	3.6	3.4	4.8
31	SSK	IB-II	95.6	29	23	2.1	3.6	3.9	3.5	3.0	3.4	4.0	3.4	4.3

Dolast

**Head-MBA Dept.
H.N. College of Commerce
Solapur.**

Q. No- 4

1-Slow 2-Average 3-Fast

Hirachand Nemchand College of Commerce (MBA Department)
Feedback Report

BBA III Sem VI

March-2024

Respondant	Faculty	Subject	1	2	3	4	5	6	7	8	9	10	11	Project
53	LRR	HRM-II	82.6	36	40	1.9	3.4	3.4	3.5	3.4	3.7	3.5	3.6	
53	PVK	FM-II	92.5	48	44	2.3	3.9	4.0	3.9	3.9	4.2	4.1	4.1	
53	RYK	MM-II	96.4	53	52	2.2	4.5	4.4	4.4	4.5	4.6	4.4	4.4	
31	RYK	RM-II	96.3	28	27	2.0	4.0	3.6	3.7	4.0	3.9	3.9	3.9	
53	SPK	PM-II	81.2	40	34	1.9	2.9	3.2	3.0	3.1	3.7	3.5	3.4	
22	SYS	CMA-II	94.5	15	14	1.8	4.0	4.0	3.8	3.5	4.1	3.6	4.0	

Solapur

Head-MBA Dept.
H.N. College of Commerce
Solapur.

Hirachand Nemchand College of Commerce (MBA Department)
Feedback Report

BCA II Sem IV

March-2024

Respondant	Faculty	Subject	1	2	3	4	5	6	7	8	9	10	11	Project
47	AMR	DS-II	93.9	43	38	2.4	3.6	3.7	3.6	4.1	4.0	3.8	3.6	
47	BPatil	Cyber	95.3	46	41	2.0	3.6	3.5	3.7	3.5	3.9	3.7	3.3	
47	HVK	Ad.NW	88.3	44	31	2.0	3.1	3.4	3.2	3.4	3.7	3.4	3.1	
47	HVK	Ang_JS	90.6	45	28	2.0	3.2	3.6	3.5	3.4	3.8	3.7	3.2	
47	MSM	C++-II	95.7	38	39	2.1	4.1	4.0	4.0	4.3	3.8	4.0	3.7	
47	SRH	Python	91.6	42	32	2.3	3.8	3.9	3.5	3.7	3.9	3.8	3.6	

Solapur

Head-MBA Dept.
H.N. College of Commerce
Solapur.

Q. No- 4

1-Slow 2-Average 3-Fast

Hirachand Nemchand College of Commerce (MBA Department)
Feedback Report

Innovators Sem II March-2024

Respondant	Faculty	Subject	1	2	3	4	5	6	7	8	9	10	11
42	PBB	FM	80.0	37	25	2.2	3.2	3.3	3.6	4.5	4.0	3.9	3.6
42	PVD	HRM	78.6	27	41	2.0	4.2	4.1	4.3	4.4	4.2	4.2	4.4
8	RSG	LSCM	74.4	8	7	1.9	4.0	3.9	3.8	3.8	4.1	4.3	4.1
34	SAP	EM	70.9	30	32	1.9	3.9	4.0	4.1	4.4	4.2	4.0	4.4
42	SAP	PMOR	82.4	41	36	2.1	4.2	3.9	4.1	4.4	4.3	4.2	4.3
42	SDG	DB	88.2	40	38	2.4	4.0	4.1	3.9	4.3	4.2	4.1	4.2
42	SSK	MM	76.5	26	37	2.0	4.1	3.9	4.0	3.7	4.0	4.3	4.1
42	VPM	ES	84.7	39	35	2.1	3.9	3.8	3.9	4.1	3.9	3.8	4.1
42	VPM	RM	85.1	38	34	2.0	3.7	3.8	3.9	4.2	4.1	3.8	4.0

Solapur

Head-MBA Dept.
H.N. College of Commerce
Solapur.

Hirachand Nemchand College of Commerce (MBA Department)
Feedback Report

Challengers Sem II March-2024

Respondant	Faculty	Subject	1	2	3	4	5	6	7	8	9	10	11
24	PBB	FM	79.0	22	13	2.5	3.4	3.3	2.9	4.5	4.4	4.2	3.4
24	PVD	HRM	80.4	18	24	2.0	4.5	4.4	4.3	4.5	4.6	4.4	4.5
6	RSG	LSCM	75.5	6	5	2.2	3.5	3.2	3.7	3.7	4.2	4.0	3.2
24	RSG	MM	79.0	24	17	1.9	3.1	3.4	3.3	3.2	4.2	3.9	3.6
18	SAP	EM	67.8	18	18	1.9	4.5	4.2	4.3	4.9	4.6	4.6	4.6
24	SAP	PMOR	81.7	24	23	2.1	4.1	4.1	4.0	4.7	4.5	4.5	4.3
24	SDG	DB	84.4	24	22	2.4	3.5	3.8	3.9	4.5	4.4	4.2	4.0
24	SDG	ES	87.5	24	22	2.3	3.5	3.7	3.7	4.5	4.3	4.0	4.0
24	VPM	RM	88.8	23	22	2.3	3.7	3.8	3.6	4.5	4.5	4.1	4.0

Solapur

Head-MBA Dept.
H.N. College of Commerce
Solapur.

Hirachand Nemchand College of Commerce, Solapur (Autonomous)

Feedback by Students about Teachers (2023-24) M. Com

Name of Teacher	Class Taught	Total Responses	Feedback by Students about Teachers (2023-24) M. Com										AVG
			1. Your view on Syllabus taught/Completed in class by teacher	2. Punctuality and regularity of teacher in conducting lectures	3. Skill/ability of teacher to explain the subject/concepts in class	4. Use of innovative methods of teaching by teacher in class	5. Response of teacher to Questions raised by Students	6. Class Controlling Ability	7. Cooperation in Solving Difficulties, Problems/ other help	8. Teacher encourages student participation in class	9. Command over the subject taught and communication skills while delivering lectures-	10. The teacher informs the students about the learning objectives and course outcomes	
Dr S K Shah	M. Com I	7	4.4	4.0	4.0	3.9	3.7	4.1	3.7	4.1	4.1	4.0	4.0
	M. Com II	6	4.3	4.2	4.5	3.8	4.0	4.5	3.7	4.3	4.0	3.8	4.1
Mr. S.S. Fyage	M. Com I	3	3.7	4.0	3.7	3.7	4.0	4.0	3.7	3.7	3.7	3.7	3.7
	M. Com I	10	4.3	4.1	4.1	4.2	4.1	4.2	4.2	4.3	4.4	4.4	4.2
Dr V S Hasabnis	M. Com II	10	4.7	4.5	4.1	4.4	4.5	4.3	4.3	4.1	4.6	4.2	4.4
	M. Com I	7	4.3	4.1	4.1	4.1	4.6	4.1	4.1	4.3	4.1	4.3	4.2
Mr A S Kothadiya	M. Com I	6	4.3	4.2	4.5	3.8	4.0	4.5	3.7	4.3	4.0	3.8	4.1
	M. Com II	2	3.0	3.0	3.5	3.5	2.5	3.5	3.0	3.5	3.5	3.0	3.2
Ms. S. S. Katkam	M. Com I	5	4	4.4	4.2	4.2	4.4	4.4	4.2	4	4	4	4.18
	M. Com II	1	4.0	5.0	4.0	4.0	3.0	4.0	3.0	4.0	4.0	3.0	3.8


 Principal

H N. College Of Commerce
 Solapur.

